

GENERAL NOTE: UPON ACCEPTANCE A SITE VISIT WILL BE REQUIRED TO MARK THE PLACEMENT OF ALL GROUND MOUNTED SIGNS PRIOR TO INSTALLATION. THE ATTACHED DRAWINGS WHICH SHOW ALL OF THE BUILDING SIGNS SHOW THE EXACT PLACEMENT FOR EACH.

DATE

SEPTEMBER 6TH, 2014

SCALE

AS INDICATED

FACILITY

GRETNA MEDICAL CENTER

PROJECT

SIGNAGE STANDARDS

LOCATION

GRETNA, VIRGINIA

DRAWING #

CH.GMC.SP.01

The sign shown in this drawing is an integral part of the Centra Health System, Inc. Corporate Sign Standards Program. Do not deviate or make any changes to any part of this sign shown without written consent of an Authorized Centra Health System, Inc. Team Member.

This document is the property of Centra Health System, Inc. and cannot be shared with anyone outside of the boundaries of this project without the written consent of an Authorized Centra Health System, Inc. Team Member.

© Copyright 2014 Centra Health System, Inc.

SITE PLAN



A Main Monument Sign @ Hwy 40

B Main Monument Sign @ Facility

C Main Monument Sign @ US Rt. 29

D Primary Directional Sign #1

E Primary Directional Sign #2

F HELIPAD Directional Sign

G DELIVERIES Directional Sign

H PRIVATE ROAD Directional Sign

I PARKING Directional Sign

J PARKING Directional Sign

K PARKING Directional Sign

L Informational STOP Sign

M Centra GMC Main Building Letters

N EMERGENCY WALK IN Bldg. Sign

O EMERGENCY Building Letters

P AMBULANCE Building Letters

Q Centra Logo @ Curtain Wall

NOT TO SCALE



NOT TO SCALE



THE COMPLETE SIGN WILL
BE LIGHTED INTERNALLY BY GE
TETRA LED LIGHTING SYSTEM
(SEE ATTACHED GE LAYOUT)

THE ROUTED FACE AREA OF THE
SIGN WILL BE RECESSED 2"

ALUMINUM MAIN BODY OF SIGN

ALUMINUM FACE IN MAIN BODY
OF SIGN WITH ROUTED COPY &
LOGO WITH PUSH THRU 1/2"
CLEAR ACRYLIC. LOGO TO HAVE A
DOMED RADIUS FACE. SEE DETAIL
ABOVE FOR COLOR MATCHES

ACRYLIC PANEL WITH 3M TRANSLUCENT VINYL APPLIED 1ST SURFACE
RED PANEL / WHITE TEXT

DECORATIVE ALUMINUM BASE

DECORATIVE ALUMINUM BASE

— BRICK BASE TO MATCH BRICK
USED IN BUILDING

FINISHED GRADE LEVEL

14' - 2"

NOT TO SCALE



- PMS 3155 TEAL MATCHED 3M TRANSLUCENT VINYL

CENTRA

Gretna Medical Center

— PMS 2726 PURPLE MATCHED
3M TRANSLUCENT VINYL

— PMS 3155 TEAL MATCHED
3M TRANSLUCENT VINYL

— OPAQUE BLACK VINYL

COLOR SCHEME: THE COLORS SHOWN ARE A CLOSE REPRESENTATION TO THE ACTUAL COLORS TO BE USED. COLOR SAMPLES MUST BE PROVIDED FOR APPROVAL PRIOR TO CONSTRUCTION.

ALL VINYL COLORS WILL BE MATCHED TO EXISTING 3M COLORS OR WILL HAVE A SPECIAL RUN IF THE COLORS DOESN'T EXIST. PAINTED SAMPLES WILL BE REQUIRED FOR THE METALLIC SILVER.

NOT TO SCALE



ONE (1) 120 VOLT, 20 AMP, SINGLE-PHASE
ELECTRICAL CIRCUIT REQUIRED



DATE _____

AUGUST 24TH, 2014

SCALE

AS INDICATED

FACILITY

GRETNA MEDICAL CENTER

PROJECT

SIGNAGE STANDARDS

LOCATION

GREYHOUND, VIRGINIA

DRAWING #

CH.GMC.MMON.01

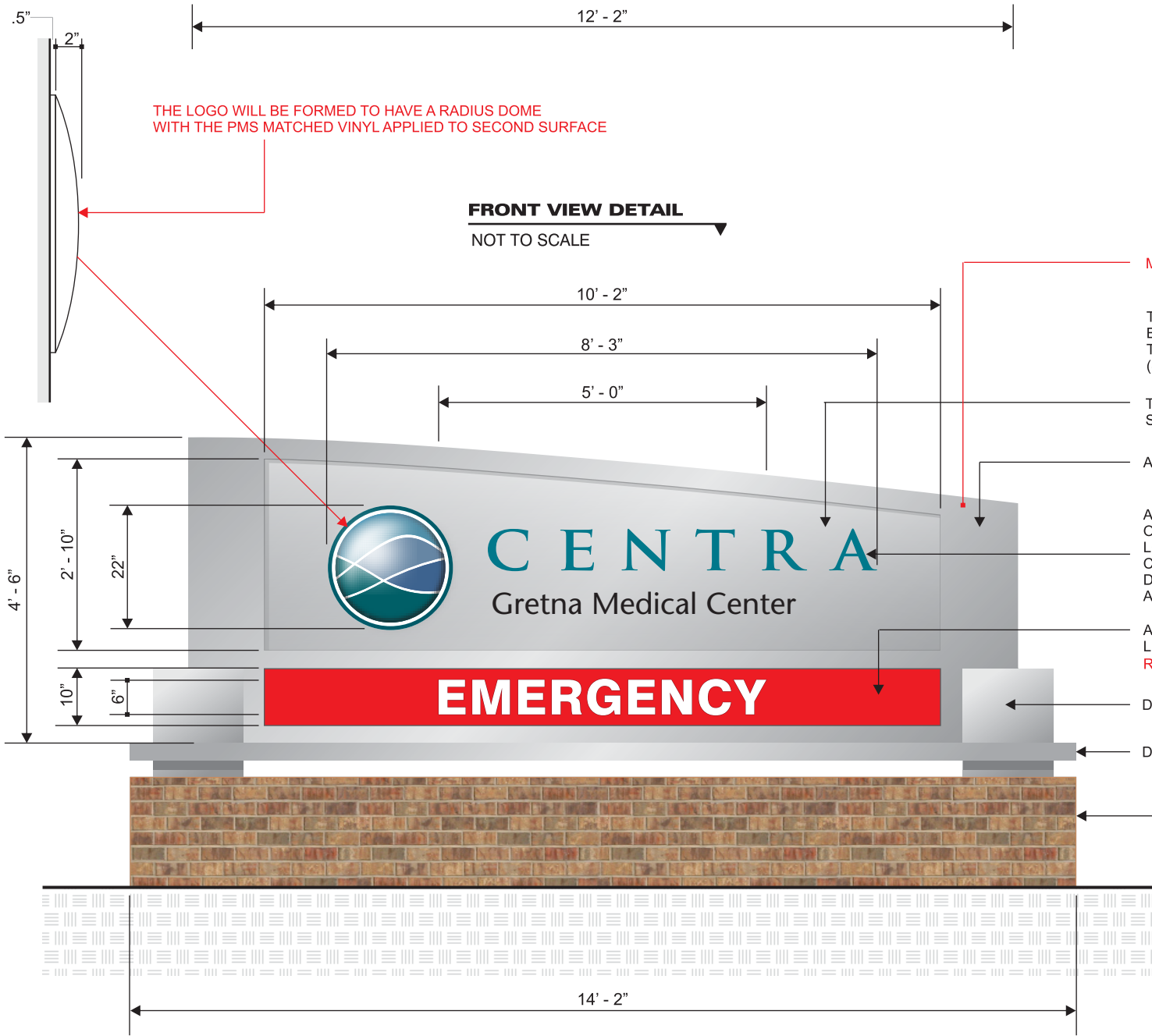

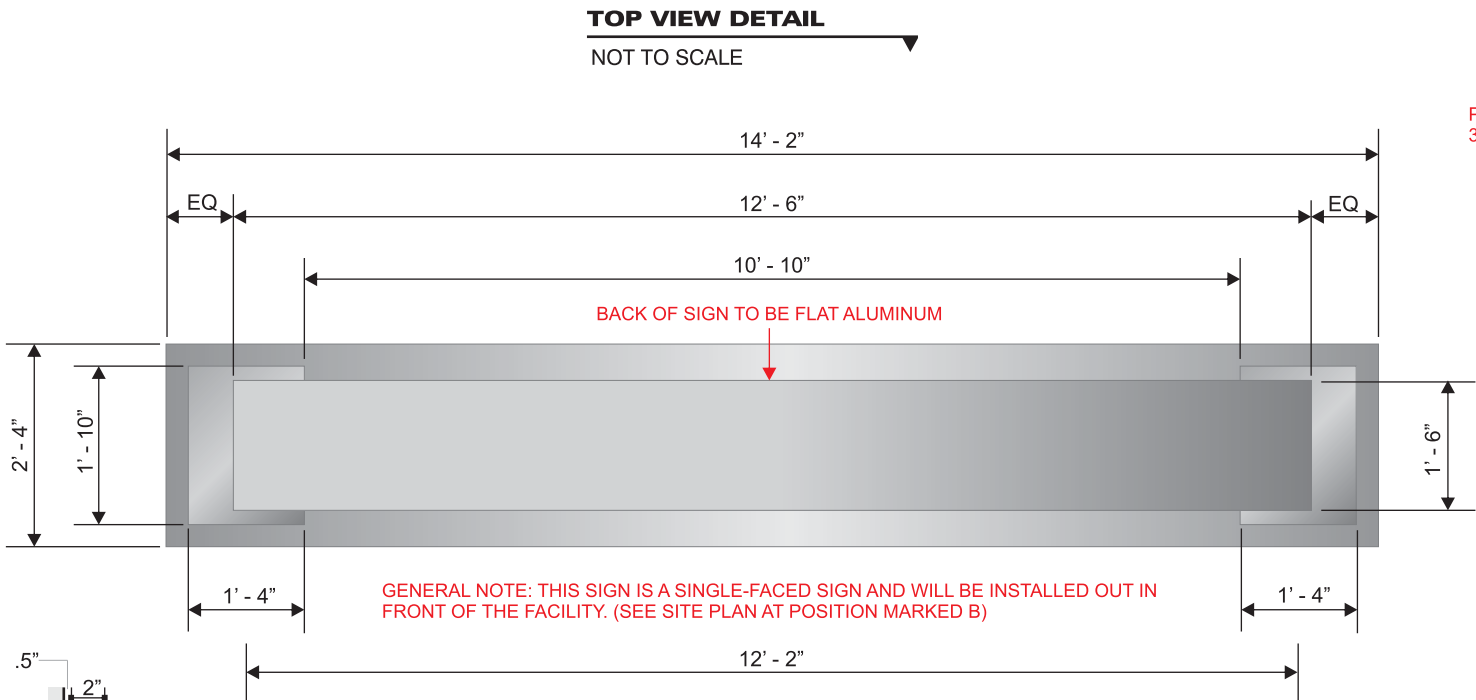
The sign shown in this drawing is an integral part of the Centra Health System, Inc. Corporate Sign Standards Program. Do not deviate or make any changes to any part of this sign shown without written consent of an Authorized Centra Health System, Inc. Team Member.

This document is the property of Centra Health System, Inc. and cannot be shared with anyone outside of the boundaries of this project without the written consent of an Authorized Centra Health System, Inc. Team Member.

© Copyright 2014 Centra Health System, Inc.

Main Monument Sign





ELECTRICAL REQUIREMENTS:

ONE (1) 120 VOLT, 20 AMP, SINGLE-PHASE ELECTRICAL CIRCUIT REQUIRED


CENTRA

DATE
AUGUST 24TH, 2014

SCALE
AS INDICATED

FACILITY
GRETNA MEDICAL CENTER

PROJECT
SIGNAGE STANDARDS

LOCATION
GRETNA, VIRGINIA

DRAWING #
CH.GMC.MMON.02

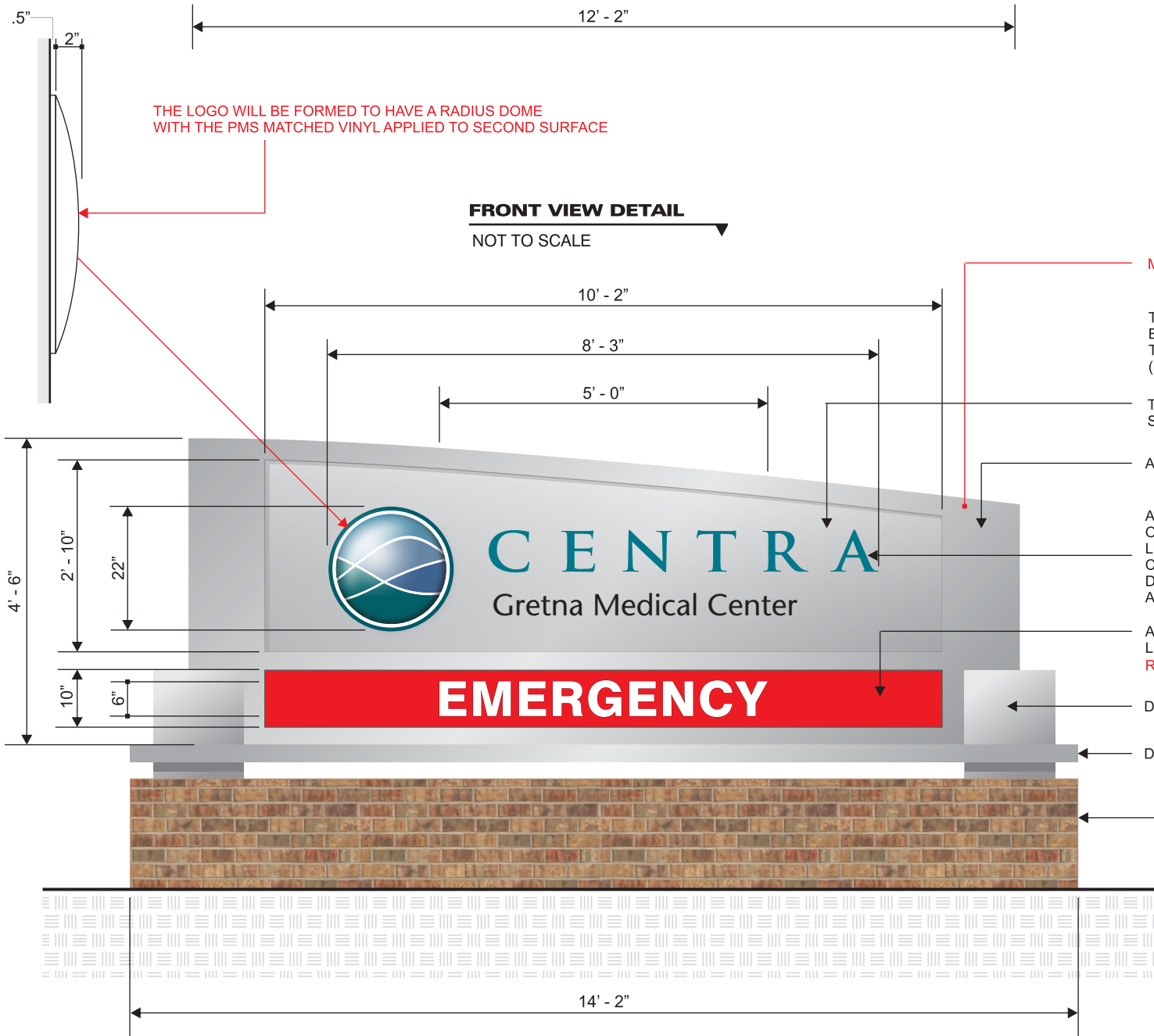

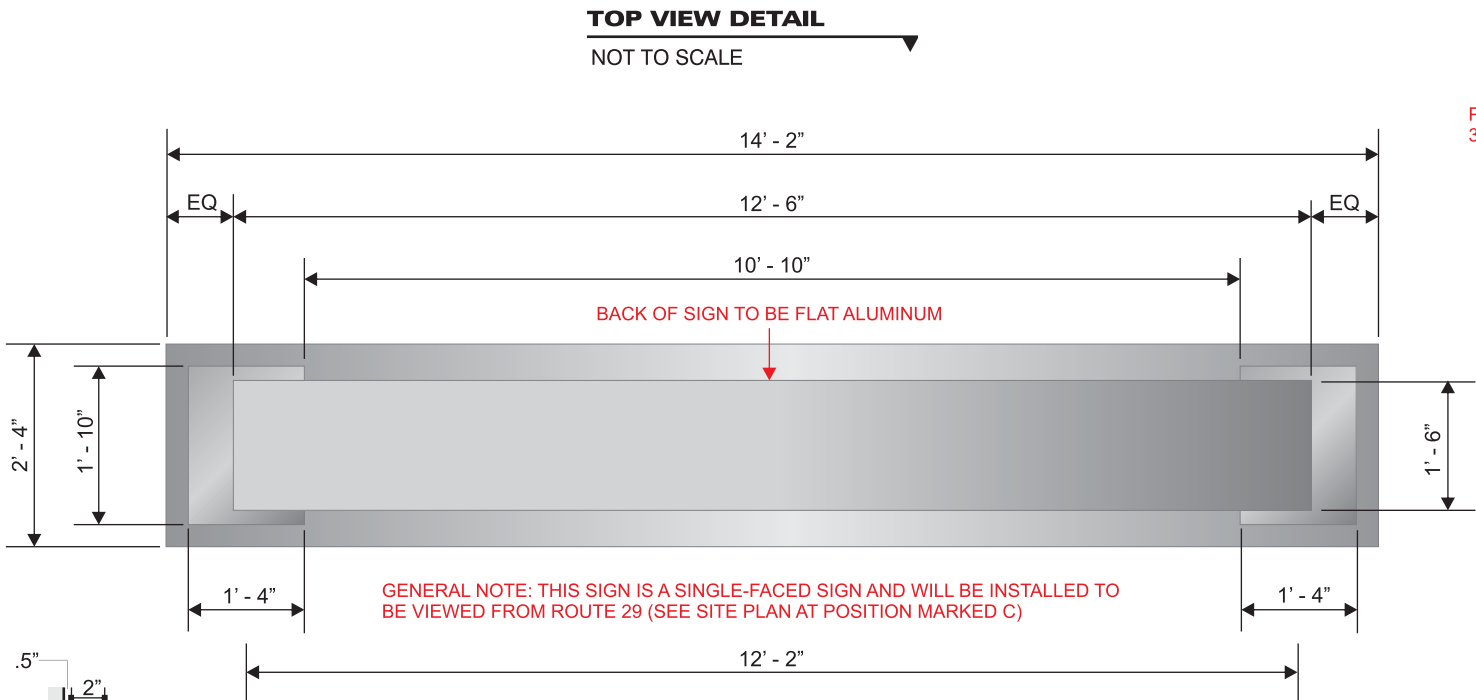
The sign shown in this drawing is an integral part of the Centra Health System, Inc. Corporate Sign Standards Program. Do not deviate or make any changes to any part of this sign shown without written consent of an Authorized Centra Health System, Inc. Team Member.

This document is the property of Centra Health System, Inc. and cannot be shared with anyone outside of the boundaries of this project without the written consent of an Authorized Centra Health System, Inc. Team Member.

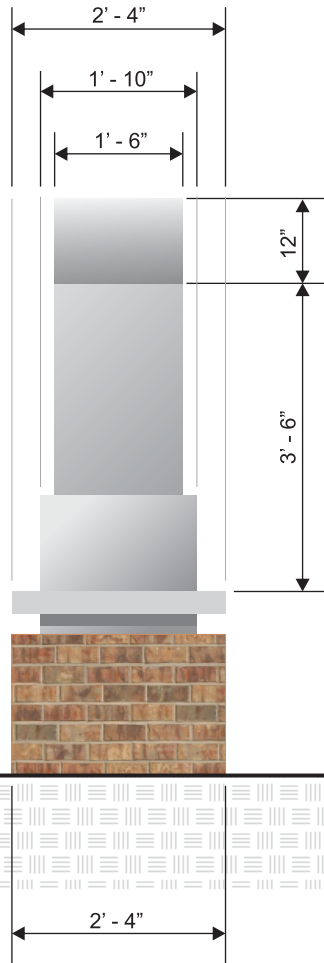
© Copyright 2014 Centra Health System, Inc.

Main Monument Sign

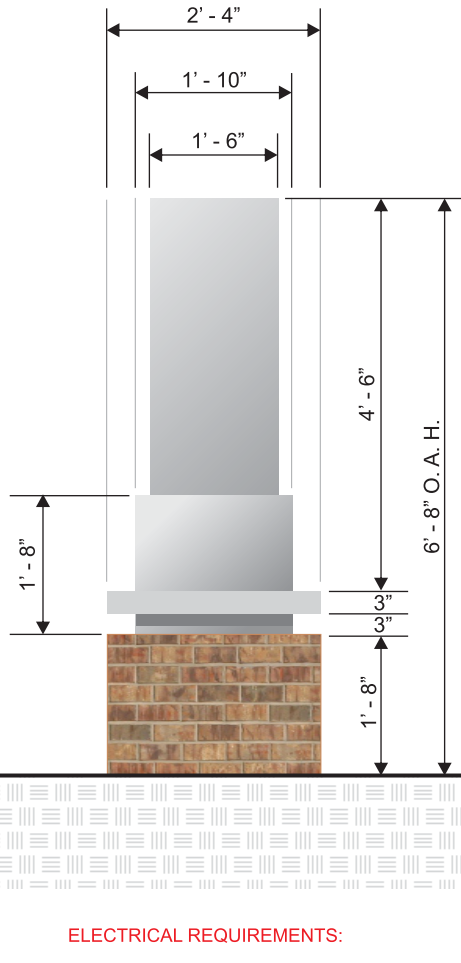




R. SIDE VIEW DETAIL
NOT TO SCALE



L. SIDE VIEW DETAIL
NOT TO SCALE



ENGINEERING NOTE: THE MONUMENT SIGN WILL BE INSTALLED ON A DUAL POST STEEL STRUCTURE WHICH WILL BE SET IN CONCRETE. SEE ATTACHED SEALED PE DRAWINGS FOR STEEL AND FOUNDATION DETAILS.

ELECTRICAL REQUIREMENTS:

ONE (1) 120 VOLT, 20 AMP, SINGLE-PHASE ELECTRICAL CIRCUIT REQUIRED



DATE

AUGUST 24TH, 2014

SCALE

AS INDICATED

FACILITY

GRETNA MEDICAL CENTER

PROJECT

SIGNAGE STANDARDS

LOCATION

GRETNA, VIRGINIA

DRAWING #

CH.GMC.MMON.03


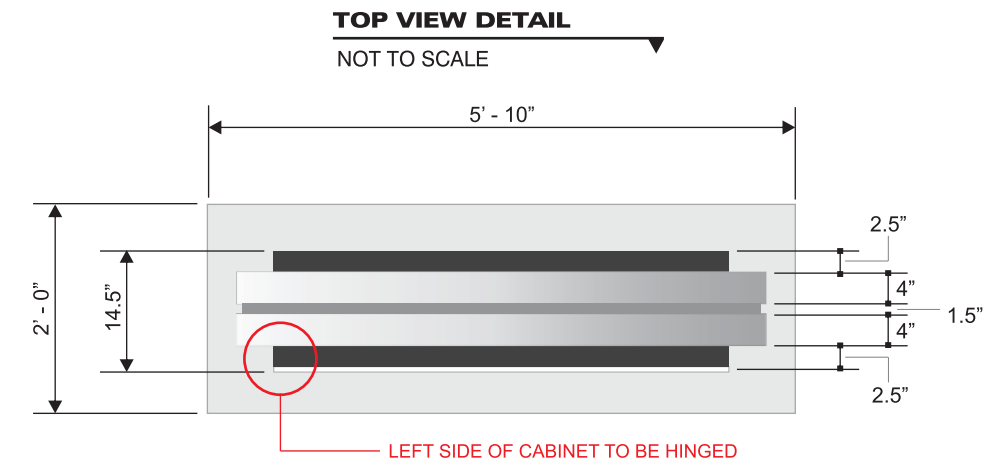
The sign shown in this drawing is an integral part of the Centra Health System, Inc. Corporate Sign Standards Program. Do not deviate or make any changes to any part of this sign shown without written consent of an Authorized Centra Health System, Inc. Team Member.

This document is the property of Centra Health System, Inc. and cannot be shared with anyone outside of the boundaries of this project without the written consent of an Authorized Centra Health System, Inc. Team Member.

© Copyright 2014 Centra Health System, Inc.

Main Monument Sign





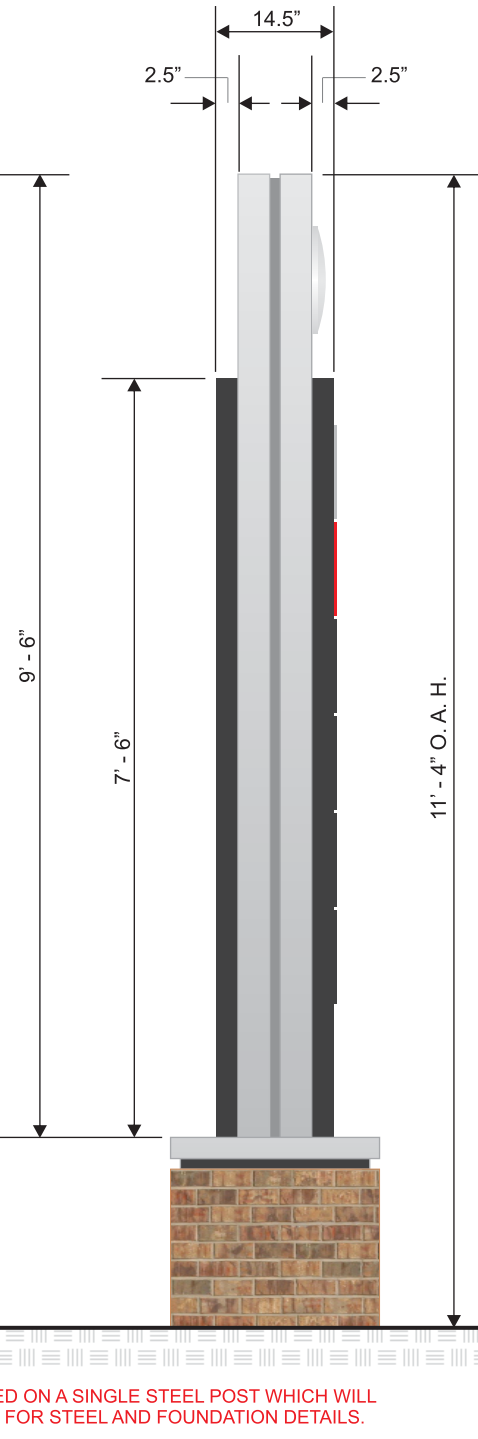

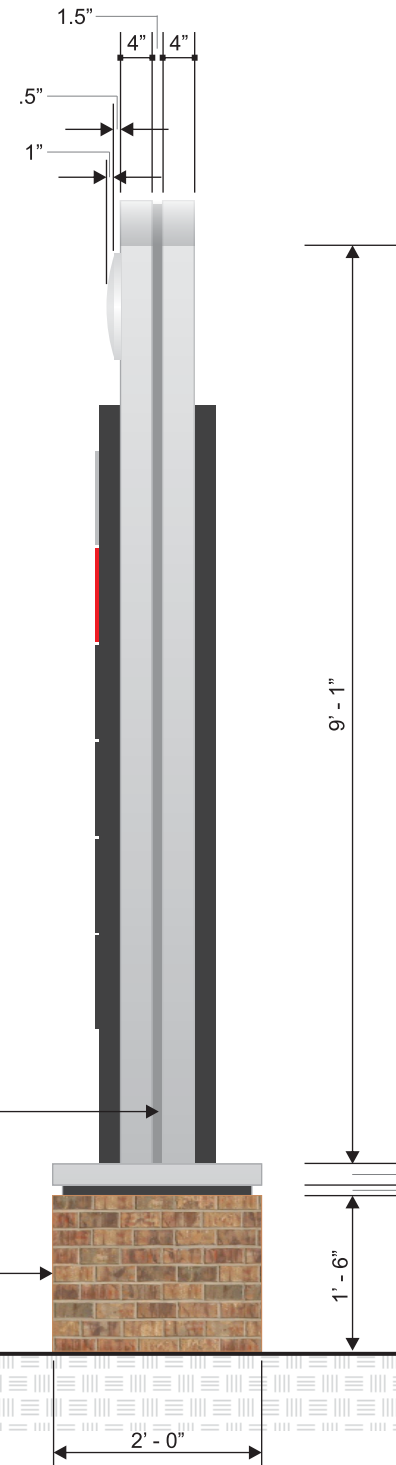
FRONT VIEW DETAIL
NOT TO SCALE

R. SIDE VIEW DETAIL
NOT TO SCALE

REAR VIEW DETAIL
NOT TO SCALE

L. SIDE VIEW DETAIL
NOT TO SCALE

COLOR SCHEME: THE COLORS SHOWN ARE A CLOSE REPRESENTATION TO THE ACTUAL COLORS TO BE USED. COLOR SAMPLES MUST BE PROVIDED FOR APPROVAL PRIOR TO CONSTRUCTION.



ENGINEERING NOTE: THE MONUMENT SIGN WILL BE INSTALLED ON A SINGLE STEEL POST WHICH WILL BE SET IN CONCRETE. SEE ATTACHED SEALED PE DRAWINGS FOR STEEL AND FOUNDATION DETAILS.



DATE

AUGUST 20TH, 2014

SCALE

AS INDICATED

FACILITY

GRETNA MEDICAL CENTER

PROJECT

SIGNAGE STANDARDS

LOCATION

GRETNA, VIRGINIA

DRAWING #

CH.GMC.PDS.04


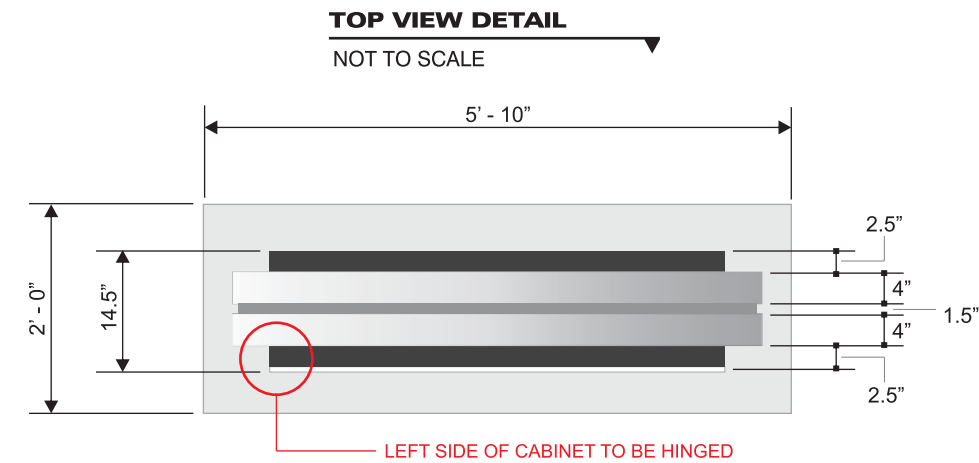
The sign shown in this drawing is an integral part of the Centra Health System, Inc. Corporate Sign Standards Program. Do not deviate or make any changes to any part of this sign shown without written consent of an Authorized Centra Health System, Inc. Team Member.

This document is the property of Centra Health System, Inc. and cannot be shared with anyone outside of the boundaries of this project without the written consent of an Authorized Centra Health System, Inc. Team Member.

© Copyright 2014 Centra Health System, Inc.

Primary Directional Sign



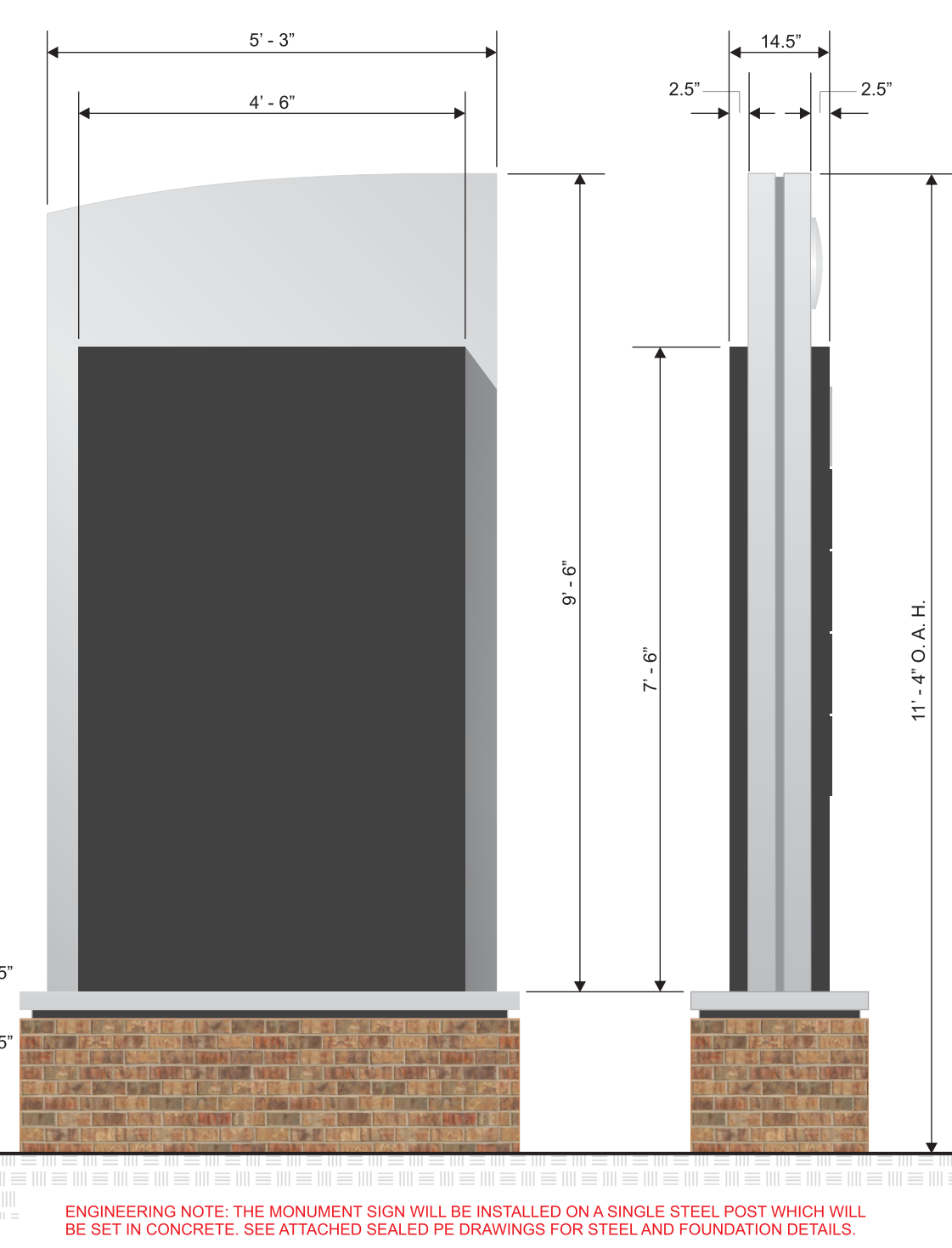
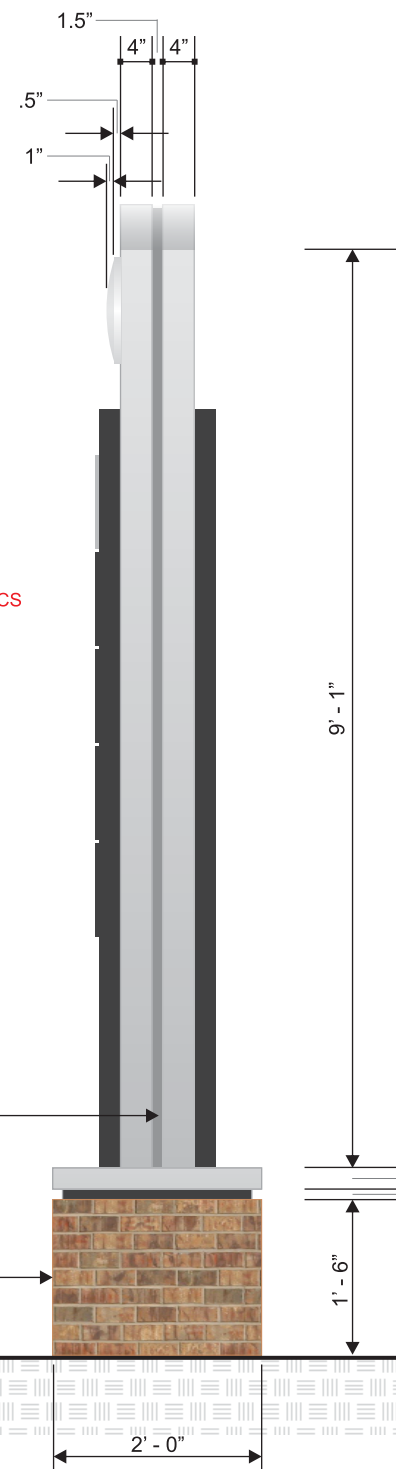
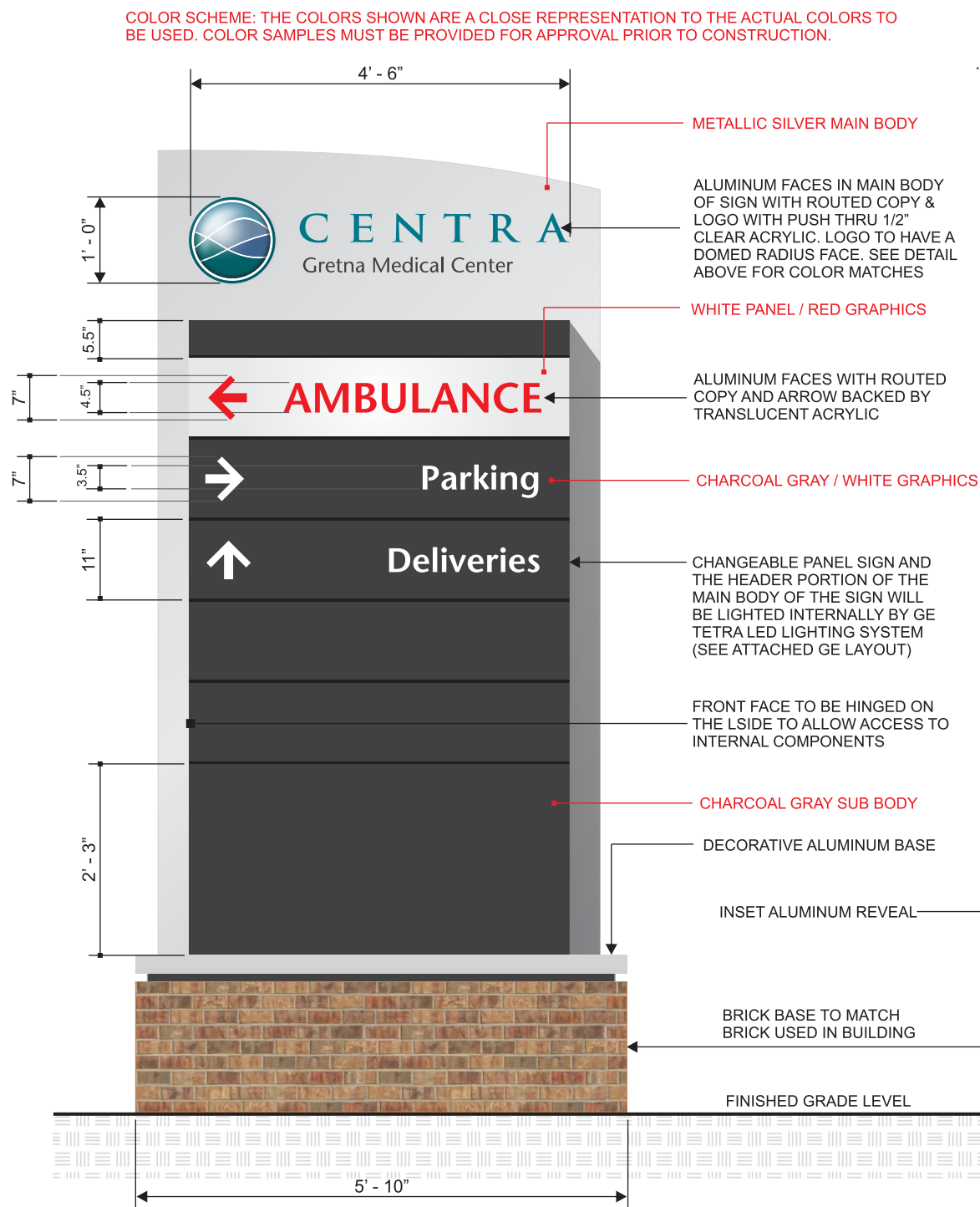


FRONT VIEW DETAIL
NOT TO SCALE

R. SIDE VIEW DETAIL
NOT TO SCALE

REAR VIEW DETAIL
NOT TO SCALE

L. SIDE VIEW DETAIL
NOT TO SCALE



ENGINEERING NOTE: THE MONUMENT SIGN WILL BE INSTALLED ON A SINGLE STEEL POST WHICH WILL BE SET IN CONCRETE. SEE ATTACHED SEALED PE DRAWINGS FOR STEEL AND FOUNDATION DETAILS.



DATE

AUGUST 20TH, 2014

SCALE

AS INDICATED

FACILITY

GRETNA MEDICAL CENTER

PROJECT

SIGNAGE STANDARDS

LOCATION

GRETNA, VIRGINIA

DRAWING #

CH.GMC.PDS.05

The sign shown in this drawing is an integral part of the Centra Health System, Inc. Corporate Sign Standards Program. Do not deviate or make any changes to any part of this sign shown without written consent of an Authorized Centra Health System, Inc. Team Member.

This document is the property of Centra Health System, Inc. and cannot be shared with anyone outside of the boundaries of this project without the written consent of an Authorized Centra Health System, Inc. Team Member.

© Copyright 2014 Centra Health System, Inc.

Primary Directional Sign

